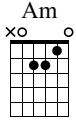


Bieszczadzkie Anioły

Stare Dobre Małżeństwo

Tabbed by napiatymprogu.pl

Intro



Capo fret 4

Intro guitar tab (Capo fret 4):

```

T 0 0 0 0 0 0 0 0 0 0 0 0 0 0 0 0
A 1 1 1 1 1 1 1 1 1 1 1 1 1 1 1 1
B 2 2 2 2 2 2 2 2 2 2 2 2 2 2 2 2
    0 2 0 0 0 2 0 0 0 2 0 0 0 2
  
```

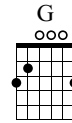
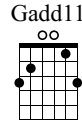
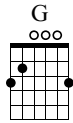
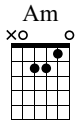
```

T 0 0 0 0 0 0 0 0 0 0 0 0 0 0 0 0
A 2 1 1 2 1 1 0 2 1 1 0 2 1 1 2 1 1
B 2 2 2 2 2 2 0 2 2 2 2 2 0 2 2 2
    2 2 2 2 0 2 2 2 0 2 2 2 0 2
  
```

```

T 0 0 0 0 0 0 0 0 0 0 0 0 0 0 0 0
A 1 1 1 1 1 1 1 1 1 1 1 1 1 1 1 1
B 2 2 2 2 2 2 2 2 2 2 2 2 2 2 2 2
    0 2 0 0 0 2 0 0 0 2 0 0 0 2
  
```

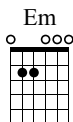
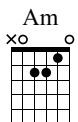
Wers



Wers guitar tab (first part):

```

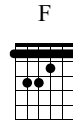
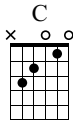
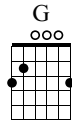
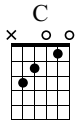
T 0 0 0 0 0 0 0 0 0 0 3 3 3 3 3 3 3 3
A 1 1 1 1 1 1 1 1 1 1 0 1 1 1 0 0 0 0
B 2 2 2 2 2 2 2 2 2 2 0 0 0 0 0 0 0 0
    0 2 0 0 0 2 0 0 0 2 3 3 3 3 3 3 3 3
  
```



Wers guitar tab (second part):

```

T 0 0 0 0 0 0 0 0 0 0 0 0 0 0 0 0 0 0
A 1 1 1 1 1 1 1 1 1 1 0 0 0 0 0 0 0 0
B 2 2 2 2 2 2 2 2 2 2 2 2 2 2 2 2 2 2
    0 2 0 0 0 2 0 0 0 2 0 2 0 2 0 2 0 2
  
```



Wers guitar tab (third part):

```

T 0 0 0 0 0 0 3 3 3 3 0 0 0 0 1 1 1 1
A 1 1 1 1 1 1 0 0 0 0 1 1 1 1 2 2 2 2
B 0 0 0 0 0 0 0 0 0 0 0 0 0 0 3 3 3 3
    3 2 0 2 3 3 3 3 0 2 0 0 3 3 3 3
    > > > > > > > > > > > > > >
  
```

C G Am Em

TAB notation for the first system:

```

T 0 0 0 0 3 3 3 3 0 0 0 0 0 0 0 0
A 1 1 1 1 0 0 0 0 1 1 1 1 0 0 0 0
B 0 0 0 0 0 0 0 0 2 2 2 2 0 0 0 0
  3 0-2 3 0-2 0 0-2 0 0-2
  
```

Mostek

Am

TAB notation for the second system:

```

T 0 0 0 0 0 0 0 0 0 0 0 0 0 0
A 1 1 1 1 1 1 1 1 1 1 1 1 1 1
B 2 2 2 2 2 2 2 2 2 2 2 2 2 2
  0 2 0 0-2 0 0-2 0 0-2 0 0-2
  
```

Wers

Am G Gadd11 G

TAB notation for the third system:

```

T 0 0 0 0 0 0 0 0 3 3 3 3 3 3 3 3
A 1 1 1 1 1 1 1 1 0 1 1 1 0 0 0 0
B 2 2 2 2 2 2 2 2 0 0 0 0 0 0 0 0
  0 0-2 0 0-2 3 3 3 3 0 0 0 0 0 0 0 0
  
```

Am Em

TAB notation for the fourth system:

```

T 0 0 0 0 0 0 0 0 0 0 0 0 0 0 0 0
A 1 1 1 1 1 1 1 1 0 0 0 0 0 0 0 0
B 2 2 2 2 2 2 2 2 2 2 2 2 2 2 2 2
  0 0-2 0 0-2 0 0-2 0 0-2 0 0-2 0 0-2
  
```

C G C F

TAB notation for the fifth system:

```

T 0 0 0 0 3 3 3 3 0 0 0 1 1 1 1
A 1 1 1 1 0 0 0 0 1 1 1 1 1 1 1
B 0 0 0 0 0 0 0 0 0 0 0 2 2 2 2
  3 0-2 3 0-2 3 3 3 3 0 0-2 0 0-2 3 3 3
  
```

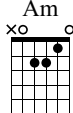
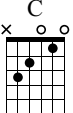
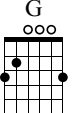
C G Am Em

TAB notation for the sixth system:

```

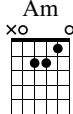
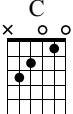
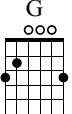
T 0 0 0 0 3 3 3 3 0 0 0 0 0 0 0 0
A 1 1 1 1 0 0 0 0 1 1 1 1 0 0 0 0
B 0 0 0 0 0 0 0 0 2 2 2 2 2 2 2 2
  3 0-2 3 0-2 0 0-2 0 0-2 0 0-2 0 0-2
  
```

Mostek

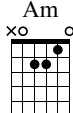
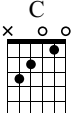
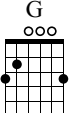
Am  C  G 

T 0 0 0 0 0 0 0 0 0 0 0 0 3 3 3 3
 A 1 1 1 1 1 1 1 1 1 1 1 1 0 0 0 0
 B 2 2 2 2 2 2 2 2 0 2 2 2 0 0 0 0
 B 0 2 0 0 0 0 0 0 3 (0) 3 0 2

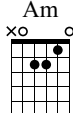
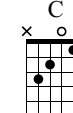
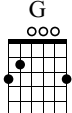
Refren

Am  C  G 

T 0 0 0 0 0 0 0 0 0 0 3 3 3 3
 A 1 1 1 1 1 1 1 1 1 1 0 0 0 0
 B 2 2 2 2 2 2 2 2 0 2 0 0 0 0
 B 0 0 0 0 0 0 0 0 3 0 2 0 2

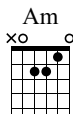
Am  C  G 

T 0 0 0 0 0 0 0 0 0 0 3 3 3 3
 A 1 1 1 1 1 1 1 1 1 1 0 0 0 0
 B 2 2 2 2 2 2 2 2 0 2 0 0 0 0
 B 0 0 0 0 0 0 0 0 3 0 2 0 2

Am  C  G 

T 0 0 0 0 0 0 0 0 0 0 3 3 3 3
 A 1 1 1 1 1 1 1 1 1 1 0 0 0 0
 B 2 2 2 2 2 2 2 2 0 2 0 0 0 0
 B 0 0 0 0 0 0 0 0 3 0 2 0 2

Mostek

Am 

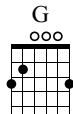
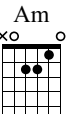
T 0 0 0 0 0 0 0 0 0 0 0 0
 A 1 1 1 1 1 1 1 1 1 1 1 1
 B 2 2 2 2 2 2 2 2 0 2 2 2
 B 0 0 0 0 0 0 0 0 3 0 2

1.

2.

Wers

T 0 0 0 0 0 0 0 0 0 0 0 0
 A 1 1 1 1 1 1 1 1 1 1 1 1
 B 2 2 2 2 2 2 2 2 0 2 2 2
 B 0 0 0 0 0 0 0 0 3 0 2

G  Am 

T 3 3 3 0 0 0 0 0 0 0 0 0
 A 0 0 0 1 0 0 0 0 1 0 1 1-2/3
 B 0 0 0 0 0 0 0 0 2 2 2 1/2-2/3
 B 3 0 0 0 0 0 0 0 0 0 0 0

Em C G

TAB

0 0 0 0 0 0 | 1 1 1 1 3 3 3

1 1 0 0 0 0 | 0 0 0 0 0 0 0

0 0 2 0 0 0 | 0 0 0 2 0 0 0

0 3 3 3 >

C F C G

TAB

0 0 0 0 1 1 | 0 0 0 0 3 3 3

1 1 1 1 1 1 | 1 1 1 1 0 0 0

0 0 0 0 2 2 | 0 0 0 0 0 0 0

3 0 2 3 3 3 | 3 0 2 3 3 3

3 1 3 1 >

Mostek

Am Em Am

TAB

0 0 0 0 0 0 | 0 0 0 0 0 0

1 1 1 1 0 0 | 1 1 1 1 1 1

2 2 2 2 2 2 | 2 2 2 2 2 2

0 0 2 2 0 2 | 0 2 0 2 0 2

Refren

C G Am

TAB

0 0 0 0 3 3 3 | 0 0 0 0 0 0

1 1 1 1 0 0 0 | 1 1 1 1 1 1

0 0 0 0 0 0 0 | 2 2 2 2 2 2

3 0 2 0 2 0 | 0 0 2 0 2 0

(0) 3 (0)

C G Am

TAB

0 0 0 0 3 3 3 | 0 0 0 0 0 0

1 1 1 1 0 0 0 | 1 1 1 1 1 1

0 0 0 0 0 0 0 | 2 2 2 2 2 2

3 0 2 0 2 0 | 0 0 2 0 2 0

(0) 3 (0)

C G Am

TAB

0 0 0 0 3 3 3 | 0 0 0 0 0 0

1 1 1 1 0 0 0 | 1 1 1 1 1 1

0 0 0 0 0 0 0 | 2 2 2 2 2 2

3 0 2 0 2 0 | 0 0 2 0 2 0

(0) 3 (0)

1.

C

G

Am

2.

Outro

Am