

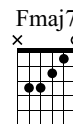
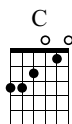
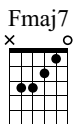
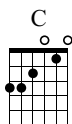
# Rzeka

## Wolna Grupa Bukowina

Tabbed by napiatymprogu.pl



### Intro



Capo fret 4

3/4

TAB

3/4

3/4

TAB

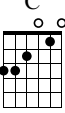
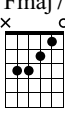
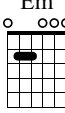
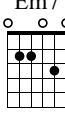
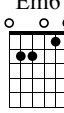
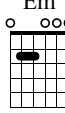
3/4

### A Verse


3/4

TAB


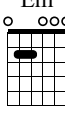
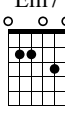
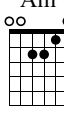
3/4

**C**  **Fmaj7**  **Em**  **Em7**  **Em6**  **Em** 

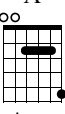
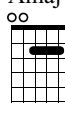
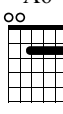
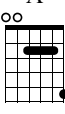


TAB: 0 1 2 3 | 0 1 2 3 | 0 1 2 3 | 0 1 2 3 | 0 2 2 2 | 0 3 3 3 | 0 1 2 2 | 0 0 0 0

**G#m7** 


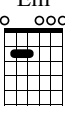
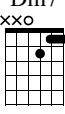
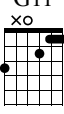
TAB: <12> | <12> | 4 4 4 4 | 4 4 4 4 | 4 4 4 4 | 4 4 4 4

**F**  **Em**  **Em7**  **Am** 

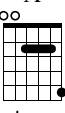
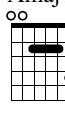


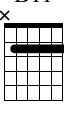
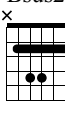
TAB: 1 1 2 3 | 1 1 2 3 | 1 1 2 3 | 1 1 2 3 | 0 0 2 2 | 0 0 2 2 | 0 1 2 2 | 0 1 2 2

**A**  **Amaj7**  **A6**  **A**  **G#m7**  **C#m** 

TAB: 5 2 2 0 | 4 2 2 0 | 4 2 2 0 | 2 2 2 0 | 5 2 2 0 | 4 4 4 4 | 4 4 4 4 | 4 5 6 6

**F**  **Em**  **Dm7**  **G11** 

TAB: 1 2 3 1 | 1 1 2 3 | 1 1 2 3 | 0 0 2 2 | 1 1 2 2 | 1 1 2 2 | 1 1 2 2 | 1 1 2 2

**A**  **Amaj7**  **G#m7**  **F#m7**  **B11**  **Bsus2** 

TAB: 5 2 2 0 | 4 4 4 4 | 4 4 4 4 | 4 4 4 4 | 2 2 2 2 | 2 2 2 2 | 2 2 2 2 | 2 2 2 2

# A Chorus

**C** **Fmaj7** **C** **Fmaj7**

TAB: 0 1 2 3 | 0 1 2 3 | 0 1 2 3 | 0 1 2 3 | 0 1 2 3 | 0 1 2 3 | 0 1 2 3 | 0 1 2 3

**E** **A6add9/E** **Emaj7** **A6add9/E**

TAB: 0 1 2 2 0 | 0 1 2 2 0 | 0 2 4 6 0 | 0 2 4 6 0 | 0 2 4 6 0 | 0 2 4 6 0 | 0 2 4 6 0 | 0 2 4 6 0

**C** **Em** **Em7** **Am** **Am/G**

TAB: 0 1 2 3 | 0 1 2 2 0 | 0 2 2 2 0 | 0 1 2 2 0 | 0 1 2 2 3 | 0 1 2 2 3 | 0 1 2 2 3 | 0 1 2 2 3

**E** **G#m7** **C#m** **C#m/B**

TAB: 0 1 2 2 0 | 4 4 4 4 4 | 4 4 5 6 4 | 4 4 5 6 7 | 4 4 5 6 4 | 4 4 5 6 4 | 4 4 5 6 4 | 4 4 5 6 4

**F** **Em** **Em7** **Am**

TAB: 1 1 2 3 3 1 | 1 1 2 3 3 1 | 1 1 2 3 3 1 | 0 0 3 2 2 0 | 0 0 3 2 2 0 | 0 0 3 2 2 0 | 0 0 3 2 2 0 | 0 0 3 2 2 0

**A** **Amaj7** **A6** **A** **G#m7** **C#m**

TAB: 5 2 2 2 0 0 | 4 2 2 2 0 0 | 4 2 2 2 0 0 | 5 2 2 2 0 0 | 4 4 4 4 4 | 4 4 5 6 4 | 4 4 5 6 4 | 4 4 5 6 4

**F** **Em** **Dm7** **G11**

**TAB**

**A** **Amaj7** **G#m7** **F#m7** **B11** **Bsus2**

**TAB**

**A Bridge**

**C** **Fmaj7** **C** **Fmaj7**

**TAB**

**E** **A6add9/E** **Emaj7** **A6add9/E**

**TAB**

**C** **Fmaj7** **C** **Fmaj7**

**TAB**

**E** **A6add9/E** **Emaj7** **A6add9/E**

**TAB**

# B Verse

**C** **Fmaj7** **C** **Fmaj7**

TAB: 0 1 2 3 | 0 1 2 3 | 0 1 2 3 | 0 1 2 3 | 0 1 2 3 | 0 1 2 3 | 0 1 2 3 | 0 1 2 3

**E** **A6add9/E** **Emaj7** **A6add9/E**

TAB: 0 1 2 3 | 0 1 2 3 | 0 1 2 3 | 0 1 2 3 | 0 1 2 3 | 0 1 2 3 | 0 1 2 3 | 0 1 2 3

**C** **Fmaj7** **Em** **Em7** **Em6** **Em**

TAB: 0 1 2 3 | 0 1 2 3 | 0 1 2 3 | 0 1 2 3 | 0 1 2 3 | 0 1 2 3 | 0 1 2 3 | 0 1 2 3

**E** **A6add9/E** **G#m7**

TAB: 0 1 2 3 | 0 1 2 3 | 0 1 2 3 | 0 1 2 3 | 0 1 2 3 | 0 1 2 3 | 0 1 2 3 | 0 1 2 3

**F** **Em** **Em7** **Am**

TAB: 1 2 3 1 | 1 2 3 1 | 1 2 3 1 | 1 2 3 1 | 0 3 2 0 | 0 3 2 0 | 0 3 2 0 | 0 3 2 0

**A** **Amaj7** **A6** **A** **G#m7** **C#m**

TAB: 5 2 2 2 | 4 2 2 2 | 4 2 2 2 | 4 2 2 2 | 4 2 2 2 | 4 2 2 2 | 4 2 2 2 | 4 2 2 2

**F** **Em** **Dm7** **G11**

**TAB**

**A** **Amaj7** **G#m7** **F#m7** **B11** **Bsus2**

**TAB**

### A Chorus

**C** **Fmaj7** **C** **Fmaj7**

**TAB**

**E** **A6add9/E** **Emaj7** **A6add9/E**

**TAB**

**C** **Em** **Em7** **Am** **Am/G**

**TAB**

**E** **G#m7** **C#m** **C#m/B**

**TAB**

**F** **Em** **Em7** **Am**

TAB

**A** **Amaj7** **A6** **A** **G#m7** **C#m**

TAB

**F** **Em** **Dm7** **G11**

TAB

**A** **Amaj7** **G#m7** **F#m7** **B11** **Bsus2**

TAB

**B Bridge**

**C** **Fmaj7** **C** **Fmaj7**

TAB

**E** **F#m** **G#m** **F#m**

TAB

# C Verse

**C** **Fmaj7** **C** **Fmaj7**

TAB: 0 1 2 3 | 0 1 2 3 | 0 1 2 3 | 0 1 2 3 | 0 1 2 3 | 0 1 2 3 | 0 1 2 3 | 0 1 2 3

**E** **F#m** **G#m** **F#m**

TAB: 0 1 2 3 | 0 1 2 3 | 2 2 2 2 | 2 2 2 2 | 4 4 4 4 | 4 4 4 4 | 2 2 2 2 | 2 2 2 2

**C** **Fmaj7** **Em** **Em7** **Em6** **Em**

TAB: 0 1 2 3 | 0 1 2 3 | 0 0 0 0 | 0 3 3 3 | 0 1 0 0 | 0 0 0 0 | 0 0 0 0 | 0 0 0 0

**E** **F#m** **G#m7**

TAB: 0 1 2 3 | 0 1 2 3 | 2 2 2 2 | 2 2 2 2 | 4 4 4 4 | 4 4 4 4 | 4 4 4 4 | 4 4 4 4

**F** **Em** **Em7** **Am**





TAB: 1 1 2 3 | 1 1 2 3 | 1 1 2 3 | 1 1 2 3 | 0 0 0 0 | 0 3 3 3 | 0 1 1 1 | 0 1 1 1

**A** **Amaj7** **A6** **A** **G#m7** **C#m**

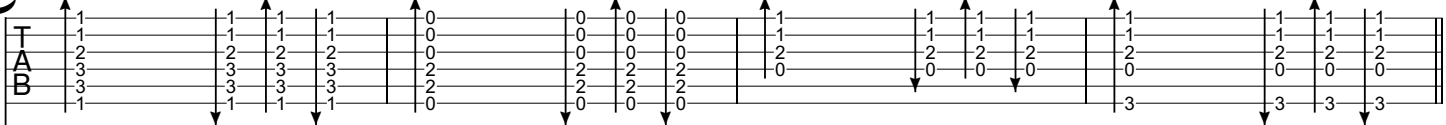
TAB: 5 2 2 2 | 4 2 2 2 | 4 2 2 2 | 2 2 2 2 | 5 2 2 2 | 4 4 4 4 | 4 4 4 4 | 4 4 4 4









**F** **Em** **Dm7** **G11**

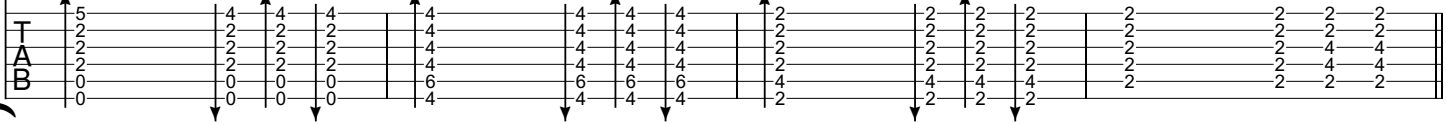
TAB



**A** **Amaj7** **G#m7** **F#m7** **B11** **Bsus2**












TAB

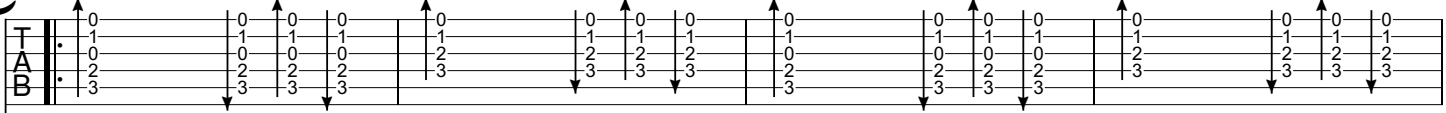


## B Chorus





**C** **Fmaj7** **C** **Fmaj7**

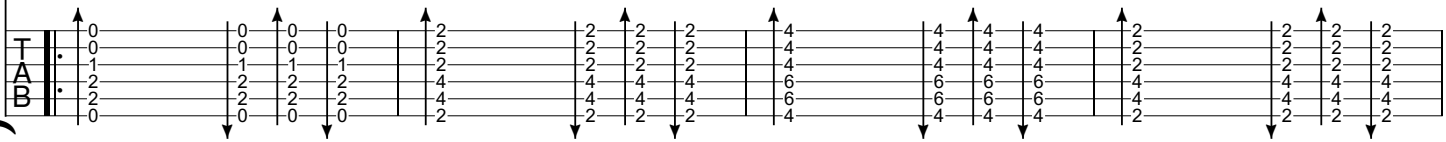
TAB








**E** **F#m** **G#m** **F#m**

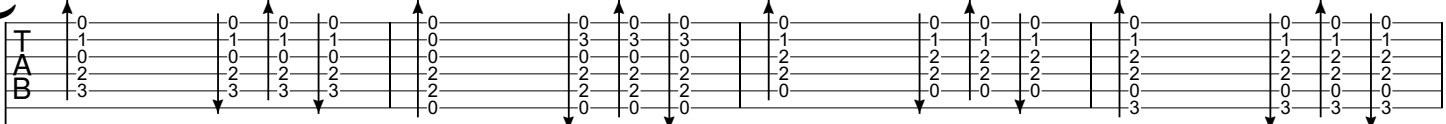
TAB







**C** **Em** **Em7** **Am** **Am/G**

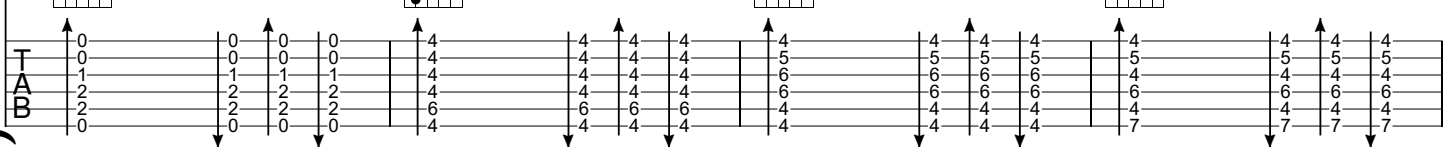
TAB



**E** **G#m7** **C#m** **C#m/B**

TAB



**F** **Em** **Em7** **Am**

**TAB**

**A** **Amaj7** **A6** **A** **G#m7** **C#m**

**TAB**

**F** **Em** **Dm7** **G11**

**TAB**

**A** **Amaj7** **G#m7** **F#m7** **B11** **Bsus2**

**TAB**

**Outro**

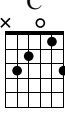
**C** **Fadd9** **Em** **F9**

**TAB**

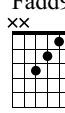
**E** **F#m** **G#m** **Aadd9**

**TAB**

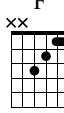
C



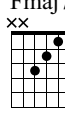
Fadd9



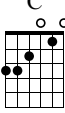
F



Fmaj7

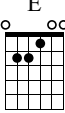


C

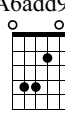


TAB

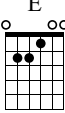
E



A6add9/E



E



TAB

The image displays two guitar tablature systems. The top system is for a C major chord progression, featuring chords C, Fadd9, F, Fmaj7, and C. The bottom system is for an E major chord progression, featuring chords E, A6add9/E, and E. Each system includes chord diagrams and a corresponding TAB line with fret numbers and picking directions.